

SIHON[®]

SO -DP20G Ozone Air Purifier

Installation Instruction



Sihon Electronics Co., Ltd



COMPANY PROFILE

Sihon Electronics Co., Ltd. Was Established In The Year Of 2007. It Lies In The City Of Tianchang, China.

We Mainly Produce Ozone Generator And Various Models Of The Ozone Power, Ozone Ceramic Plate, Ozone Tube And Ozonizer, Etc.

We Also Export The Anion Generator, Charger, And All Kinds Of Ignition For Various Applications Of High Pressure Generator Different Models Of Anion Power, variety Of Electronic Anti-riots Etc, For Public Security Agencies And Other Security Units.



We Have Set Up A Strict Test System For Materials And Products. Each Piece Of The Product Must Pass The Quality Checkout. All Our Products Pass The ISO9001:2000 Standard, IEC And MIL. We Also Passed The CCC, CE, RoHS Certification Successfully In Near Years.

I Overview

Thank you for purchasing the ozone sterilization and disinfection machine. In order to use the ozone sterilization and disinfection machine correctly, please read the instruction manual carefully before use.

This product is simple in design, small and portable, easy to operate, low noise, and durable. (Non-professional maintenance personnel, please do not disassemble this machine).

II. Introduction

	warning	
Please make sure the room you need to deal with Or no people or animals in the place		

WORKING PRINCIPLE

Ozone is produced by ceramic sheet, high frequency and high pressure principle, air source is air Source, no other raw materials.

AIR PURIFIER FUNCTION UTILIZES

The wide spectrum, high efficiency and rapid sterilization function of ozone indoor air disinfection, so that a variety of bacteria such as fungi bacteria eggs The white matter shell is oxidized to kill bacterial propagators and spores, Virus, fungus, etc. Use ozone and a variety of toxic ingredients in the air (e.g. formaldehyde, benzene, ammonia, smoke and odour-smelling organic matter) Produce oxidation reaction, eliminate odor and remove its toxicity. Ozone: ozone is a widely recognized and highly effective fungicide. In recent years more and more are applied to various fields, ozone chemistry It is especially active and is a strong oxidizing agent at a certain concentration Under can quickly kill bacterial reproduction and spores, viruses,

fungi, etc. And can destroy the botulinum toxin, can remove and kill air, water, Toxic substances and bacteria in food, remove odor, common big Enterobacterium, streptococcus faecalis, pseudomonas aeruginosa, staphylococcus aureus, In the ozone environment, the killing rate of 15 minutes is more than 99%.

Certain concentration of ozone is harmless to the human body, the human sense of smell is extremely sensitive, used for air sterilization of ozone concentration is generally 0.25 to 2.5 parts per million, and the human experience of 0.01 parts per million, Exposure at a concentration of 0.1 PPM is allowed for 10 hours according to the national ministry of health Will not have any impact on people and damage (industrial hygiene standards for 0.15 parts per million (PPM)). At the same time, ozone sterilization and odor removal without residue, Because of its instability, ozone is rapidly reduced to oxygen in the air Gas, no residue, no secondary pollution.



PRECAUTIONS FOR INSTALLATION AND USE

1. The ozone disinfection machine should be placed as high as possible. The power can be touched by raising the flat arm. There should be no covering around the host.
2. Do not insert foreign objects into the air outlet of the ozone disinfection machine to avoid danger.
3. The user shall not modify any device of the original product by himself.
4. There is high voltage in the machine, do not open the cover casually, and do not extend your hands or objects into the swinging leaf to prevent electric shock.
5. In the process of using the product, if there is an abnormal situation, you should immediately cut off the power and contact the company's after-sales service.

III Product Parameters

Model :	SO-DP20G
Voltage:	220-240V / 50-60Hz
Power:	90W
Flow Rate:	63m ³ /h
Ozone Production:	20g/h
Noise:	35 dB
Product Size:	270×140×150mm
Cooling Method:	Air Cooling
Gas :	Air
Suit Space:	50-300m ²
Product Weight:	3.0Kgs

IV Product Picture



V Product Instructions

1. Ensure that there are no people and animals in the room or place to be disposed of;
2. After switching on the power, the indicator light is on;
3. according to the need to set the timer time, clockwise rotation Timer, set the specific time to work, time setting range For 5 to 120 minutes;
4. After the set working time is completed, the machine will shut down automatically;
5. Please conduct ventilation treatment after the machine is closed for 40 minutes, e.g Open doors, Windows, etc.

V Use place


1. Family: used for disinfection and sterilization of living rooms, kitchens, rooms, carpets, etc. to remove odors;
2. Public places: indoor disinfection and air purification of enterprises and institutions, hotels, hotels, restaurants, beauty salons, KTV, mahjong halls, etc .;
3. Internal cleaning, disinfection and sterilization of cars, trains, yachts, etc .;
4. Air purification and disinfection in hospitals and nursing homes;
5. New buildings, interior decoration pollutants: such as formaldehyde, benzene, TVOC, preservatives, etc .;
6. Disinfection and sterilization of food workshops, sterile rooms, changing rooms, warehouses and related appliances;
7. Breeding industry: regular disinfection and sterilization of space;
8. Warehouse and cold room: disinfection and sterilization;

9. Others: any place where air needs to be disinfected and sterilized, any place where odor needs to be eliminated.

V IIM a in tenance

When the air purifier works, it produces very little ozone, or When no ozone is produced, new quartz tubes need to be replaced, usually Under the circumstance, the quartz tube needs to be replaced after working 5000 hours. Replace quartz tube:

1. Unplug the power cord;
2. Remove the screws around the lid and open the lid;
3. gently sway the old quartz tube, to be loose after pulling out Old quartz tube;
4. Install the new quartz tube completely on the bracket and buckle the bracket lockBuckle.





PRODUCT BROCHURE

Sihon Electronics Co.,. Ltd.

Tel: +86 0550-7038992

Cell: +86 180-98384778

Email: sales@sihon.com.cn

Web: www.sihon-ozone.com www.cnxhe.com