

SIHON[®]

SO - P20G Ozone Air Purifier

Installation Instruction



Sihon Electronics Co., Ltd



COMPANY PROFILE

Sihon Electronics Co., Ltd. Was Established In The Year Of 2007. It Lies In The City Of Tianchang, China.

We Mainly Produce Ozone Generator And Various Models Of The Ozone Power, Ozone Ceramic Plate, Ozone Tube And Ozonizer, Etc.

We Also Export The Anion Generator, Charger, And All Kinds Of Ignition For Various Applications Of High Pressure Generator Different Models Of Anion Power, variety Of Electronic Anti-riots Etc, For Public Security Agencies And Other Security Units.



We Have Set Up A Strict Test System For Materials And Products. Each Piece Of The Product Must Pass The Quality Checkout. All Our Products Pass The ISO9001:2000 Standard, IEC And MIL. We Also Passed The CCC, CE, RoHS Certification Successfully In Near Years.

I Overview

Thank you for purchasing the ozone sterilization and disinfection machine. In order to use the ozone sterilization and disinfection machine correctly, please read the instruction manual carefully before use.

This product is simple in design, small and portable, easy to operate, low noise, and durable. (Non-professional maintenance personnel, please do not disassemble this machine).

II. Introduction

	warning	
Please make sure the room you need to deal with Or no people or animals in the place		

WORKING PRINCIPLE

Ozone is produced by ceramic chips, based on the principle of high frequency and high pressure, the air source is air source, and no other raw materials are needed.

AIR PURIFIER FUNCTION

Use the broad-spectrum, high-efficiency and rapid sterilization function of ozone to disinfect indoor air, oxidize and denature the protein shell of various bacterial cells such as bacteria and fungi, thereby killing bacterial propagules and spores, viruses, fungi, etc. There are many Toxic components (such as formaldehyde, benzene, ammonia, smoke and organic substances with odor) produce oxidation reactions to eliminate odors and release their toxicity. Ozone: Ozone is recognized as a broad-spectrum and highly/effective fungicide in the world. In recent years, it has been increasingly used in various fields. Ozone has a particularly

active chemical property. It is a strong oxidant and can quickly kill bacteria at a certain concentration. And spores, viruses, fungi, etc.; and can destroy botulinum, can remove and kill toxic substances and bacteria in the air, water, food, remove odor, common E. coli, Streptococcus faecalis, Pseudomonas aeruginosa, golden Staphylococcus, etc., in an ozone environment, the 15-minute sterilization rate reaches more than 99%. A certain concentration of ozone is harmless to the human body, and the human sense of smell is extremely sensitive. The ozone concentration used for air sterilization and disinfection is generally 0.25-2.5PPM, while the human can feel the concentration is 0.01PPM, 0.1PPM concentration according to national health The Ministry stipulates that contact for 10 hours will not have any impact and damage to people (Industrial Hygiene Standard 0.15PPM). At the same time, ozone sterilization and disinfection remove odors without residues, because of the instability of ozone, it will be quickly reduced to oxygen in the air, with no residues and no secondary pollution.




PRECAUTIONS FOR INSTALLATION AND USE

1. The ozone disinfection machine should be placed as high as possible. The power can be touched by raising the flat arm. There should be no covering around the host.
2. Do not insert foreign objects into the air outlet of the ozone disinfection machine to avoid danger.
3. The user shall not modify any device of the original product by himself.
4. There is high voltage in the machine, do not open the cover casually, and do not extend your hands or objects into the swinging leaf to prevent electric shock.
5. In the process of using the product, if there is an abnormal situation, you should immediately cut off the power and contact the company's after-sales service.

III Product Parameters

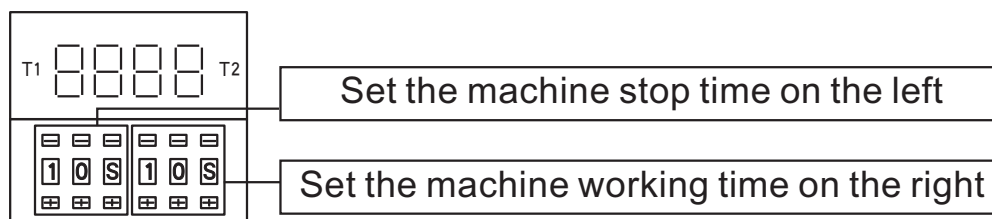
Model :	SO-P20G
Voltage:	220V / 50Hz
Power:	160W
Flow Rate:	5.27/6.23 (m ³ /min)
Ozone Production:	20g/h
Noise:	35 dB
Product Size:	415×250×230mm
Cooling Method:	Air Cooling
Gas :	Air
Suit Space:	340m ²
Product Weight:	5.2Kgs

IV Product Picture



V Product Instructions

1. Make sure there are no people or animals in the room or place to be handled;
2. After the power is turned on, the indicator light is on;
3. Set the time of the timer according to the needs of use, rotate the timer clockwise to set the specific time to work, the time setting range is 5 minutes to 120 minutes;
4. After the set working time is completed, the machine will automatically shut down;
5. Please ventilate after the machine is turned off for 40 minutes, such as opening doors and windows.
6. Timer operation method:



V IP lace O f U se

1. Family: used for disinfection and sterilization of living rooms, kitchens, rooms, carpets, etc. to remove odors;
2. Public places: indoor disinfection and air purification of enterprises and institutions, hotels, hotels, restaurants, beauty salons, KTV, mahjong halls, etc .;
3. Internal cleaning, disinfection and sterilization of cars, trains, yachts, etc .;
4. Air purification and disinfection in hospitals and nursing homes;
5. New buildings, interior decoration pollutants: such as formaldehyde, benzene, TVOC, preservatives, etc .;
6. Disinfection and sterilization of food workshops, sterile rooms,

- changing rooms, warehouses and related appliances;
7. Breeding industry: regular disinfection and sterilization of space;
 8. Warehouse and cold room: disinfection and sterilization;
 9. Others: any place where air needs to be disinfected and sterilized, any place where odor needs to be eliminated.

V IIM a in tenance

When the air purifier is working, the amount of ozone generated is very small, or when no ozone is generated, a new ozone sheet needs to be replaced. Normally, a new ozone sheet needs to be replaced after 5000 hours of operation.

STEPS TO REPLACE OZONE TABLETS :

1. Unplug the power cord;
2. Remove the screws around the cover and open the cover;
3. Remove the aging ozone sheet with a screwdriver;
4. Install the new ozone sheet and install the screws.





PRODUCT BROCHURE

Sihon Electronics Co.,. Ltd.

Tel: +86 0550-7038992

Cell: +86 180-98384778

Email: sales@sihon.com.cn

Web: www.sihon-ozone.com www.cnxhe.com